



ISSN 0975-413X  
CODEN (USA): PCHHAX

Der Pharma Chemica, 2023, 15(4): 32-41  
(<http://www.derpharmachemica.com/archive.html>)

## High Pressure Isothermal Equation of state for Chalcogenides

Shipra Tripathi<sup>1</sup>, Anjani K Pandey<sup>2\*</sup>, Shivam Srivastava<sup>1</sup>, Prachi Singh<sup>1</sup> and Chandra K Dixit<sup>1</sup>

<sup>1</sup>Department of Physics, Dr. Shakuntala Misra National Rehabilitation University, Lucknow, Uttar Pradesh

<sup>2</sup>Institute of Engineering and Technology, Dr. Shakuntala Misra National Rehabilitation University, Lucknow, Uttar Pradesh

\*Corresponding author: Anjani K Pandey, Institute of Engineering and Technology, Dr. Shakuntala Misra National Rehabilitation University, Lucknow, Uttar Pradesh., E-mail: [anjani\\_phys@yahoo.in](mailto:anjani_phys@yahoo.in)

Received: 03-Apr-2023, Manuscript no: dpc-23-96361, Editor assigned: 05-Apr-2023, PreQC No: dpc-23-96361, Reviewed: 19-Apr-2023, QC No: dpc-23-96361, Revised: 21-Apr-2023, Manuscript No: dpc-23-96361, Published: 28-Apr-2023, DOI: 10.4172/0975-413X.15.4.32-41

### ABSTRACT

Theoretical calculations have been done to study the high pressure behaviour of chalcogenides CeS, CeSe, CeTe by using Shanker EOS, Tait EOS, Vinet EOS and Birch-Murnaghan EOS. These EOSs are also tested for the basic requirements revealed from the fundamental thermodynamics for chalcogenides in the limit of extreme compressions, as given by Stacey. It is found that at low compressions, the three EOSs viz Tait EOS, Vinet EOS and Birch-Murnaghan EOS gives exactly the similar results but Shanker EOS deviate from other three. Further we notice that Shanker EOS is less useful to calculate elastic properties of Chalcogenides in comparison to Tait EOS, Vinet EOS and Birch-Murnaghan EOS.

**Keywords:** Chalcogenides; EOS; Bulk modulus; High pressure

### INTRODUCTION

The equation of state (EOS) of a system basically describes the relationships among thermodynamic variables such as pressure, temperature and volume. The study of equation of state for solids has been extremely useful in the field of geophysics and condensed matter physics. The isothermal EOS expresses the relation between pressure and volume at constant temperature while the relation between the volume and temperature at constant pressure is known as the isobaric EOS. However, the isochoric EOS relates temperature and pressure at constant volume.

It should be mentioned that the EOS expression for pressure (P), bulk modulus ( $B_0$ ) and its derivatives ( $B_0'$ ) are not easy to obtain.

Strength and elastic properties of a solid depend on the strength of its interatomic forces. Therefore, the application of pressure which changes interatomic distance of the substances changes its physical properties. This pressure versus volume relation is known as equation of state and may be quite useful to understand the physical properties of the material. In the literature, there are a number of equations of state, and these arise from an unchecked and unverifiable assumption concerning an assumed interatomic potential, an assumed strain function, or an assumed boundary condition that cannot be tested [1]. Therefore, the fitting of the experimental pressure-volume data has been the usual practice to prove the suitability of an EOS in different class of solids. However, the fitting of data up to the small pressure range does not provide any support for the validity of the EOS beyond the fitting range due to two reasons.

(i) For small compression almost every EOS gives the results within the experimental uncertainty, as laboratory measured data are often subjected to pressure calibration errors [2].

(ii) Almost every EOS, new or old, can be fitted to a given range of data by adjusting the values of the zero pressure, isothermal bulk modulus, and its pressure derivatives [2]. The experimental values of pressure at different compressions are in current scenario having great concern as at low compression ranges the experimental value of pressure at different low compression are available but at high compression the experimental value of pressure are still lacking the equation of states provides and useful tact for obtaining pressures at different high compressions but as compressions increasing all the available equation of state does not provides the exact value of pressures at different compressions. Our proposed work will give significant path for calculating the value of pressure at different compressions for chalcogenides.

Thus, the aim of the present work is to discuss the applicability of Shanker [3], Tait [4, 5], Vinet [6], and Birch-Murnaghan EOSs [7] along with an equation of state recently formulated by Kholiya [8] as well as to check the validity of these EOSs for Stacey criterion under infinite pressure. For this purpose CeS, CeSe, CeTe is taken as an example due to the reasons that the phase transition pressure for it is greater than 300 GPa [9, 10] and a large number of experimental and theoretical studies [9-22] have done for it so a large number of data is available up to the very large pressure for the sake of comparison.

Cerium, uranium, neptunium and plutonium are on the border between the elements which have a localized magnetic moment and the elements which are non-magnetic and may even be superconductors. These elements and their compounds display numerous allotropic structures and properties which can be interpreted in terms of mixed valences or valence fluctuations which come from the unstable f orbitals.

CeO was obtained from high pressure synthesis as it cannot be obtained at normal pressure [10]; it is metallic with a yellow luster as the other cerium monochalcogenides. Its volume decreases very rapidly to 3 GPa above which the rate of change becomes more gradual.

To date, fossil fuels have helped in the development of human civilisation and has proved to be an invaluable economic resource. With the advancement of modern lifestyle, it is predicted that we will consume about 25 – 27 TW of energy, which is more than 80% of the energy which can be obtained from the remaining reserve of fossil fuels. Among all these different classes of materials, metal chalcogenides (compounds of sulphur, selenium, tellurium) like MoS<sub>2</sub>, MoSe<sub>2</sub> etc., initially found their applications in CO<sub>2</sub> reduction through electrocatalytic and thermochemical photoreduction [14]. Metal chalcogenides are well known for their good mechanical, thermal, electrical, and optical properties [15]. In chalcogens, the valence shell electronic configuration is ns<sup>2</sup>np<sup>4</sup>, which on bonding have lone pair of electrons that does not participate in covalent bonding.

Amorphous materials particularly chalcogenide glasses (Se, Te and S alloys) are promising materials for the fabrication of various solid state devices. The distinctive properties and functionalities of chalcogenide glasses make them promising materials for photonic applications. Chalcogenide glasses are transparent from the visible to the near infrared region and can be moulded into lenses or drawn into fibers. They have useful commercial applications as lenses for infrared cameras, chalcogenide glass fibers, waveguides, optical switch, as chemical and temperature sensors and phase change memories.

**Method of analysis:** In the current study we have used four different EOSs to study the thermo elastic properties of chalcogenides.

**Shanker EOS:** Shanker and Kushwah [1] have expanded  $PV^2$  in powers of  $[1 - (V/V_0)]$  up to the quadratic term and found that the equation works well for material having pressure derivative of the isothermal bulk modulus less than four. Newly, Kholiya [8] has expanded pressure in powers of density up to the quadratic term and achieved the EOS as

$$P(V, T_0) = \frac{B_0}{2} \left[ (B'_0 - 3) - 2(B'_0 - 2) \left(\frac{V}{V_0}\right)^{-1} + (B'_0 - 1) \left(\frac{V}{V_0}\right)^{-2} \right] \dots\dots\dots (A)$$

In the present study, we have also used the equation of state of Shanker, Tait, Vinet, and Birch-Murnaghan for comparison. EOS can be stated as follows (1-4):

$$P(V, T_0) = B_0 \left[ \left(1 - \frac{V}{V_0}\right) + \left(\frac{B'_0 + 1}{2}\right) \left(1 - \frac{V}{V_0}\right)^2 \right] \dots\dots\dots (1)$$

$$P(V, T_0) = \frac{B_0}{B'_0 + 1} \left[ \exp \left\{ (B'_0 + 1) \left(1 - \frac{V}{V_0}\right) \right\} - 1 \right] \dots\dots\dots (2)$$

$$P = 3B_0 \left(\frac{V}{V_0}\right)^{-2/3} \left[ 1 - \left(\frac{V}{V_0}\right)^{1/3} \right] \exp \left[ X \left\{ 1 - \left(\frac{V}{V_0}\right) \right\}^{1/3} \right] \dots\dots\dots (3)$$

Euler's strain represents the strain in relation to the stressed state that widely utilize in analyzing the high-pressure behavior of solids. The Eulerian strain ( $f_e$ ) is given by [9]:

$$f_e = \frac{1}{2} \left[ \left(\frac{V_0}{V}\right)^{2/3} - 1 \right]$$

Where  $V_0$  is the volume at atmosphere pressure and  $V$  is the volume at pressure.

$$P = \frac{3}{2}B_0\left[\left(\frac{V_0}{V}\right)^{\frac{7}{3}} - \left(\frac{V_0}{V}\right)^{\frac{5}{3}}\right] \left[1 + \frac{3}{4}(B'_0 - 4)\left\{\left(\frac{V_0}{V}\right)^{\frac{2}{3}} - 1\right\}\right] \dots\dots\dots (4)$$

Equations (1), (2), (3), and (4) are Shanker, Tait, Vinet and Birch-Murnaghan equation of states, respectively, and here  $B_0$  and  $B'_0$  are the bulk modulus and its first order pressure derivative at  $P = 0$  and  $T = T_0$ , respectively, and  $X = \left(\frac{3}{2}\right)(B'_0 - 1)$

The bulk modulus can be found by  $B = -V \left(\frac{dP}{dV}\right)_T$

$$B = B_0 \left(\frac{V}{V_0}\right) \left[1 + (B'_0 + 1) \left\{1 - \frac{V}{V_0}\right\}\right] \dots\dots\dots (5)$$

$$B = B_0 \left(\frac{V}{V_0}\right) \left[\exp \left\{(B'_0 + 1) \left(1 - \frac{V}{V_0}\right)\right\}\right] \dots\dots\dots (6)$$

$$B = B_0 \left(\frac{V}{V_0}\right)^{-2/3} \left[1 + \left\{X \left(\frac{V}{V_0}\right)^{1/3} + 1\right\} \left\{1 - \left(\frac{V}{V_0}\right)^{1/3}\right\}\right] \times \exp \left[X \left\{1 - \left(\frac{V}{V_0}\right)^{1/3}\right\}\right] \dots\dots\dots (7)$$

$$B = \frac{1}{2}B_0 \left[7 \left(\frac{V_0}{V}\right)^{\frac{7}{3}} - 5 \left(\frac{V_0}{V}\right)^{\frac{5}{3}}\right] + \frac{3}{8}B_0(B'_0 - 4) \left[9 \left(\frac{V_0}{V}\right)^3 - 14 \left(\frac{V_0}{V}\right)^{\frac{7}{3}} + 5 \left(\frac{V_0}{V}\right)^{\frac{5}{3}}\right] \dots\dots\dots (8)$$

The first order pressure derivative of isothermal bulk modulus  $B'$  can be find by

$$B' = \left(\frac{dB}{dP}\right)_T$$

$$B' = \frac{(B'_0 + 1)\left(\frac{2V}{V_0} - 1\right) - 1}{(B'_0 + 1)\left(1 - \frac{V}{V_0}\right) + 1} \dots\dots\dots (9)$$

$$B' = \left(\frac{V}{V_0}\right) (B'_0 + 1) - 1 \dots\dots\dots (10)$$

$$B' = \frac{1}{3} \left[ \frac{\left(\frac{V}{V_0}\right)^{1/3} (1-X) + 2X \left(\frac{V}{V_0}\right)^{2/3}}{1 + \left\{X \left(\frac{V}{V_0}\right)^{1/3} + 1\right\} \left\{1 - \left(\frac{V}{V_0}\right)^{1/3}\right\}} + X \left(\frac{V}{V_0}\right)^{1/3} + 2 \right] \dots\dots\dots (11)$$

$$B' = \frac{B_0}{8B} \left[ (B'_0 - 4) \left\{ 81 \left(\frac{V_0}{V}\right)^3 - 98 \left(\frac{V_0}{V}\right)^{\frac{7}{3}} + 25 \left(\frac{V_0}{V}\right)^{\frac{5}{3}} \right\} + \frac{4}{3} \left\{ 49 \left(\frac{V_0}{V}\right)^{\frac{7}{3}} - 25 \left(\frac{V_0}{V}\right)^{\frac{5}{3}} \right\} \right] \dots\dots\dots (12)$$

All these EOSs are also tested for the basic criteria which must be satisfied by an EOS for its validity and applicability as suggested by Stacey [1, 20, 21]. These criteria are as follows.

- (i) In the limit  $\rightarrow \infty$ ,  $V/V_0 \rightarrow 0$ .
- (ii) With the increase in pressure isothermal bulk modulus must increase continuously and in the limit of infinite pressure  $B \rightarrow \infty$ .

**GRÜNEISEN PARAMETERS**

The microscopic definition of the Grüneisen parameter (Grüneisen 1912) is written in terms of the volume dependence of the  $i^{\text{th}}$  mode of vibration of the lattice ( $\omega_i$ ) and is given by [40]:

$$\gamma_i = - \frac{\partial \ln \omega_i}{\partial \ln V}$$

However, evaluation of all  $\gamma_i$  throughout the Brillouin zone is impossible without some lattice dynamical model or high pressure inelastic neutron scattering data.

In the past, however, when ab initio approaches were less routinely available, more approximate forms of  $\gamma$  were developed, all of which are based upon a number of assumptions (see e.g., Poirier 1991). Traditionally, among the various gammas, three have often been used: the Slater gamma,  $\gamma_S$  (Slater 1939), the Dugdale-MacDonald gamma,  $\gamma_{DM}$  (Dugdale and MacDonald 1953), and the Vaschenko-Zubarev or free-volume gamma,  $\gamma_{VZ}$  (Vaschenko-Zubarev 1963). More recently, a correction has been applied to the latter, resulting in a modified free-volume gamma,  $\gamma_{mfV}$ , (Barton and Stacey 1985; Stacey 1995) [4] (Table 1). At atmospheric pressure (taken as  $P = 0$ ) they all depend solely on  $B'_0$  ( $dB/dP$  at  $P = 0$ ) and are given by:

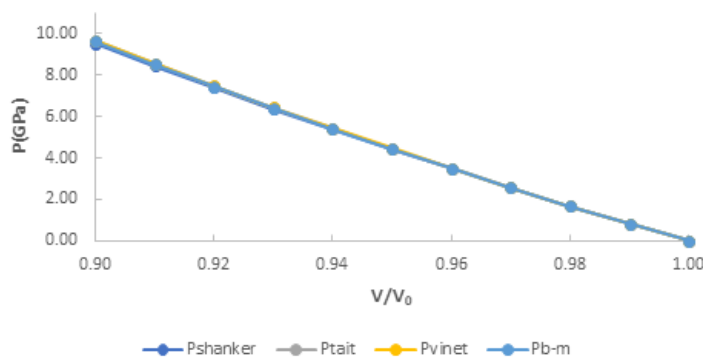
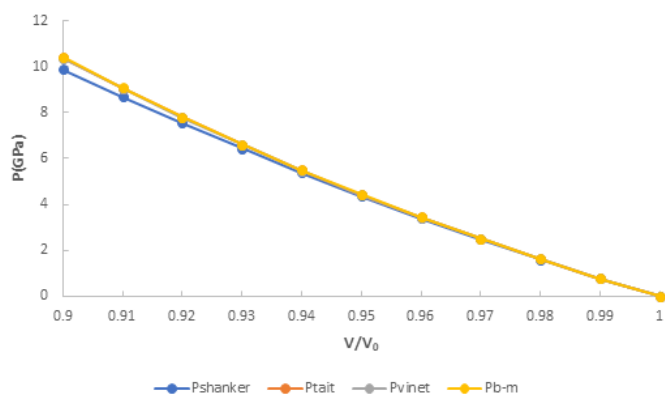
$$\text{The Grüneisen parameter can be find by } \gamma_{VZ} = \frac{1}{2}B'_0 - \frac{5}{6} \dots\dots\dots (4)$$

**Table 1:** Input parameter of experimental values  $B_0$ ,  $B_0'$  Ref.[3].

	CeS	CeSe	CeTe	CeO
$B_0$ (GPa)	82	76	58	30
$B_0'$ (GPa)	2.2	5	8	5

### RESULT AND DISCUSSION

The value of pressure at different compression is shown in figures 1-4. From figures (1), (2), (3), (4), it is clear that with increasing the compression the value of pressure increases linearly which verifies the observe fact that with increasing pressures the solids gets contracted or compression ratio increases. Further from critical study of the graph it is observe that for CeS, CeSe all the four EOS corresponds well both at high as well as low compression range but in case of CeTe the two EOS viz the three EOS viz Birch-Murnaghan EOS, Vinet EOS and Tait EOS corresponds well with shanker EOS but after it the Shanker EOS starts deviating and gives this similar result in comparison to Birch-Murnaghan EOS, Vinet EOS and Tait EOS. Further in case of CeO the Birch-Murnaghan EOS, Vinet EOS and Tait EOS corresponds well at  $V/V_0=0.94$  but after it the Shanker EOS starts deviating. Hence on the basis of above discussion we can conclude that all the four EOS viz Birch-Murnaghan EOS, VinetEOS ,Tait EOS and Shanker EOS corresponds well at low compression range whereas the Shanker EOS its starts deviating with other three EOS at high compression or in other words we can say Shanker EOS is not useful for calculating pressure at different compression for chalcogenides at high compression.

**Figure 1:** P Vs  $V/V_0$  Curve for CeS.**Figure 2:** P Vs  $V/V_0$  Curve for CeSe.

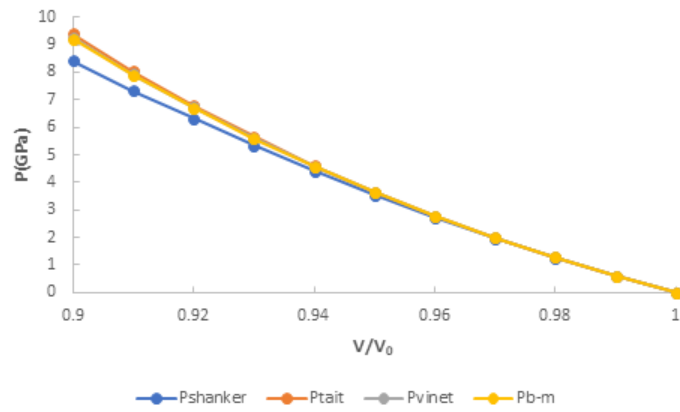


Figure 3: P Vs  $V/V_0$  Curve for CeTe.

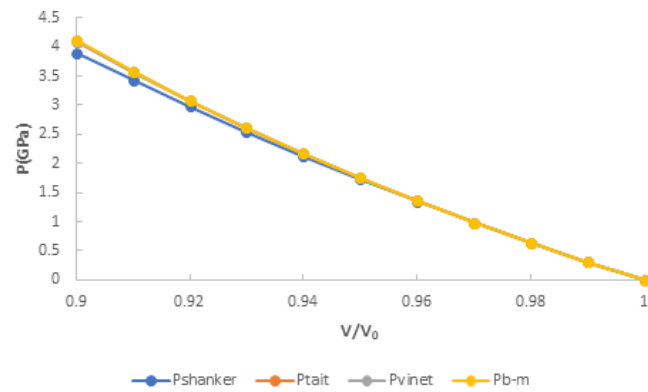


Figure 4: P Vs  $V/V_0$  Curve for CeO.

The value of Bulk modulus at different compression are shown in figures (5-8). From figures (5-8), it is clear that with increasing the compression the value of bulk modulus increases linearly which verifies the observe fact that with increasing bulk modulus the solids gets contracted or compression ratio increases. Further from critical study of the graph it is observe that for CeS, CeSe all the four EOS corresponds well both at high as well as low compression range but in case of CeTe the three EOS viz the three EOS viz Birch-Murnaghan EOS, Vinet EOS and Tait EOS corresponds well with shanker EOS but after it the Shanker EOS starts deviating and gives this similar result in comparison to Birch-Murnaghan EOS, Vinet EOS and Tait EOS. Further in case of CeO the Birch-Murnaghan EOS, Vinet EOS and Tait EOS corresponds well at  $V/V_0=0.98$  but after it the Shanker EOS starts deviating. Hence on the basis of above discussion we can conclude that all the four EOS viz Birch-Murnaghan EOS, Vinet EOS, Tait EOS and Shanker EOS corresponds well at low compression range whereas the Shanker EOS its starts deviating with other three EOS at high compression or in other words we can say Shanker EOS is not useful for calculating bulk modulus at different compression for chalcogenides at high compression.

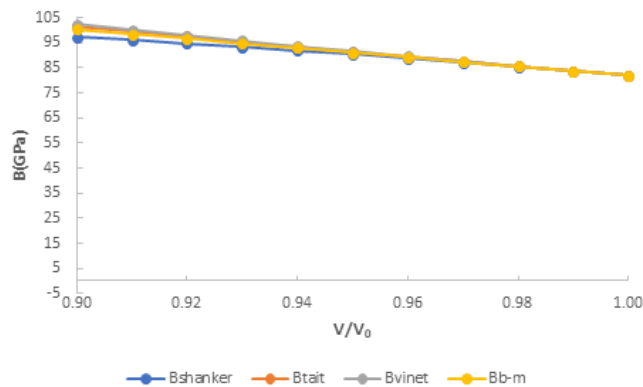


Figure 5: B Vs  $V/V_0$  Curve for CeS.

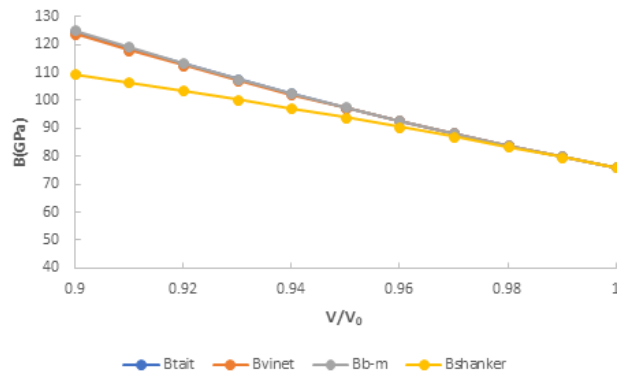


Figure 6: B Vs  $V/V_0$  Curve for CeSe.

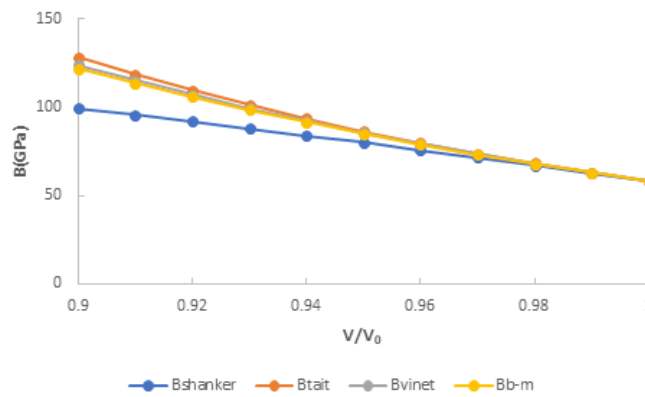


Figure 7: B Vs  $V/V_0$  Curve for CeTe.

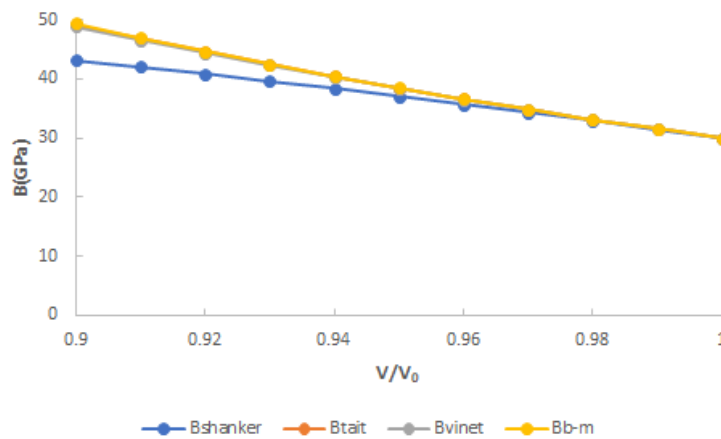


Figure 8: B Vs  $V/V_0$  Curve for CeO.

The value of first pressure derivative of bulk modulus at different compression are shown in figures (9-12). From fig.(9), (10), (11), (12), it is clear that with increasing the compression the value first pressure derivative of bulk modulus increases linearly which verifies the observe fact that with increasing bulk modulus the solids gets contracted or compression ratio increases. Further from critical study of the graph it is observe that for CeS, CeSe all the three EOS corresponds well both at high as well as low compression range but in case of CeTe the three EOS viz the three EOS viz Birch-Murnaghan EOS, Vinet EOS and Tait EOS corresponds well with shanker EOS but after Tait EOS starts deviating at point (0.98) and Shanker EOS all points are deviating. Further in case of CeO the Birch-Murnaghan EOS, Vinet EOS and Tait EOS corresponds well at  $V/V_0=0.99$  but after it the Tait EOS starts deviating at point(0.98) and Shanker EOS all points are deviating. Hence on the basis of above discussion we can conclude that all the four EOS viz Birch-Murnaghan EOS, Vinet EOS,Tait EOS and Shanker EOS corresponds well at low compression range whereas the Tait EOS and Shanker EOS its starts deviating with other two EOS at high compression or in other words we can say Shanker EOS is not useful for calculating first pressure derivative bulk modulus at different compression for chalcogenides at high compression.

The variation of Gruneisen parameter ( $\gamma$ ) Vs  $V/V_0$  curve for CeS is shown in figures 13. It shows that the three equations of states's viz Vinet EOS, Birch-Murnaghan EOS and Tait EOS corresponds well at low compression range 0.99, further with increasing compression from 0.98, The Tait EOS and Venit EOS corresponds well to each other but the Birch-Murnaghan EOS starts to deviate with them. Further, on critical analysis of figure 4 its shows that for calculating Gruneisen parameter ( $\gamma$ ) with  $V/V_0$  the calculated value Gruneisen parameter ( $\gamma$ ) at different compression is almost

constant when it is calculated by using Tait EOS and Vinet EOS whereas Shanker EOS gives bad agreement. The above discussion shows that Birch-Murnaghan EOS is best for calculating Gruneisen parameter ( $\gamma$ ) at different compression as compare to Tait EOS, Vinet EOS whereas the Shanker EOS gives bad agreement for calculating Gruneisen Parameter both at high as well as low compression range.

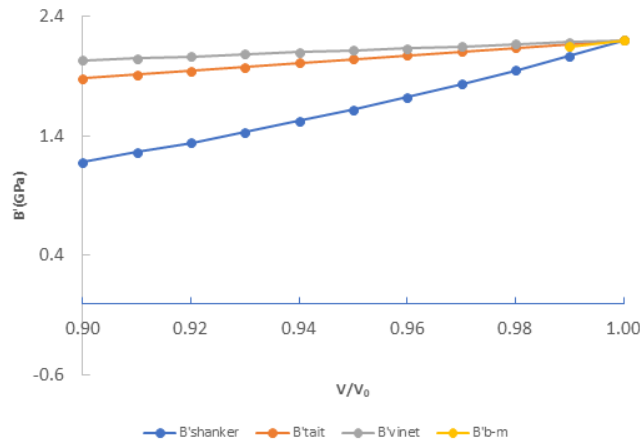


Figure 9: B' Vs V/V<sub>0</sub> Curve for CeS.

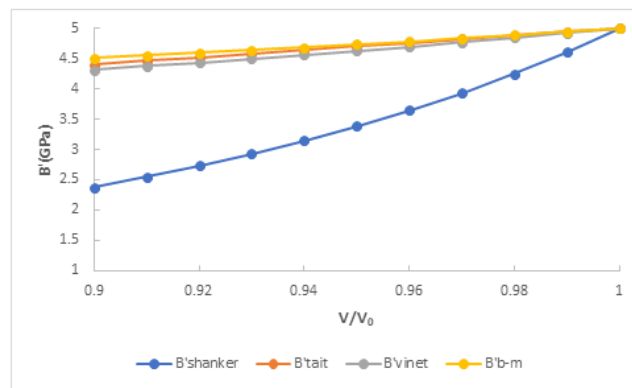


Figure 10: B' Vs V/V<sub>0</sub> for CeSe.

The variation of Gruneisen parameter( $\gamma$ ) Vs  $V/V_0$  curve (14) shows that the three equation of states's viz Vinet EOS, Birch-Murnaghan EOS and Tait EOS corresponds well at compression range 0.99 i.e at low compressions further with increasing compression range 0.98 the one EOS Vinet EOS are deviated. Corresponds well in comparison to Vinet EOS and Shanker EOS. Beyond  $V/V_0=0.92$  Tait EOS deviates with Birch-Murnaghan EOS further on critical analysis curve its shows that for calculating Gruneisen parameter( $\gamma$ ) with  $V/V_0$  the calculated value Gruneisen parameter( $\gamma$ ) at different compression is almost constant when it is calculated by using Birch-Murnaghan EOS, the above fact also verifies the work done by Pandey et al. Hence the above discussion shows that Birch-Murnaghan EOS is best for calculating Gruneisen parameter( $\gamma$ ) at different compression as compare to Tait, Vinet, Shanker equation of state correspond least both at high as well as low compression region.

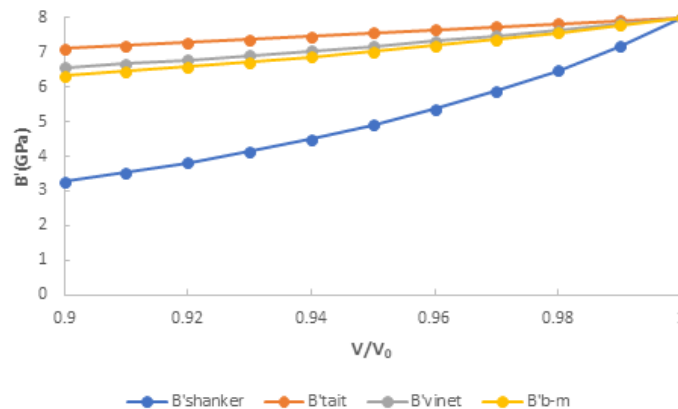


Figure 11: B' Vs V/V<sub>0</sub> Curve for CeTe.

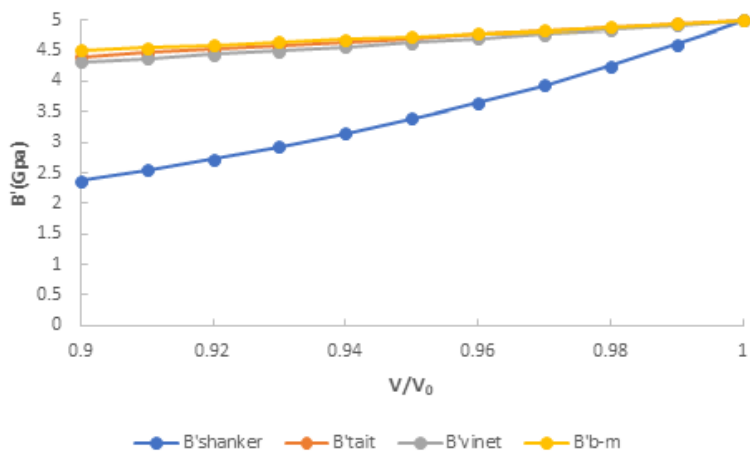


Figure 12: B' Vs V/V<sub>0</sub> Curve for CeO.

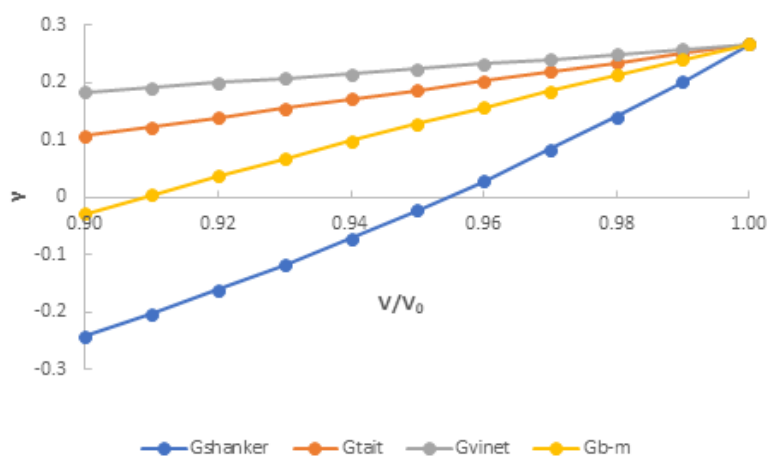


Figure 13: γ Vs V/V<sub>0</sub> Curve for CeS.

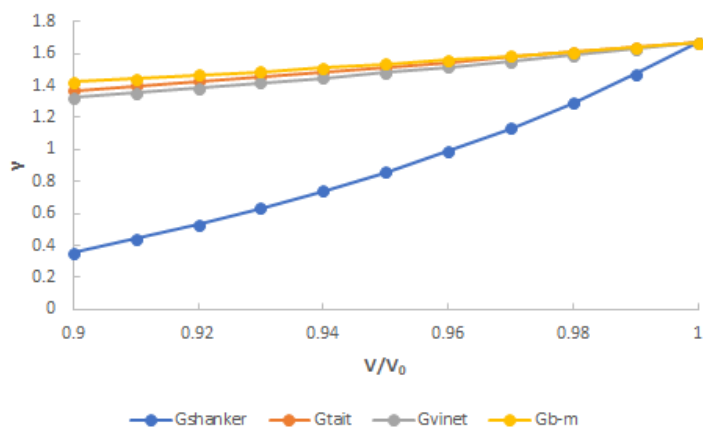


Figure 14: γ Vs V/V<sub>0</sub> Curve for CeSe.



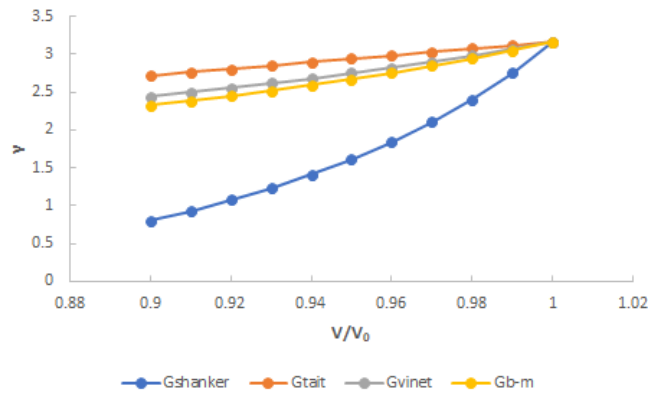


Figure 15:  $\gamma$  Vs  $V/V_0$  Curve for CeTe.

From figure 15, it is clear that the values of Gruneisen parameter obtained for CeTe by using said isothermal equation of state corresponds well at low compressions but with increasing compressions their deviation increases. The GruneisenParameter obtained by using Shanker EOS are shows maximum deviation in comparison to other EOSs. Further on critical analysis of calculated values it shows that Gruneisen parameter( $\gamma$ ), from Shanker EOS are not in agreement with fact that the ratio( $\gamma/\Omega$ ) where,  $\Omega=V/V_0$  is constant for solid [2]. So we can conclude that Shanker EOS is less sensitive to calculate Gruneisen parameter ( $\gamma$ ) for chalcogenides(CeTe). The values obtained from Birch-Murnaghan EOS and Vinet EOS is very similar at low compression range (0.99). The values obtained from Tait EOS, Birch-Murnaghan EOS and Vinet EOS is in agreement with fact that the ratio ( $\gamma/\Omega$ ) is constant for solids.

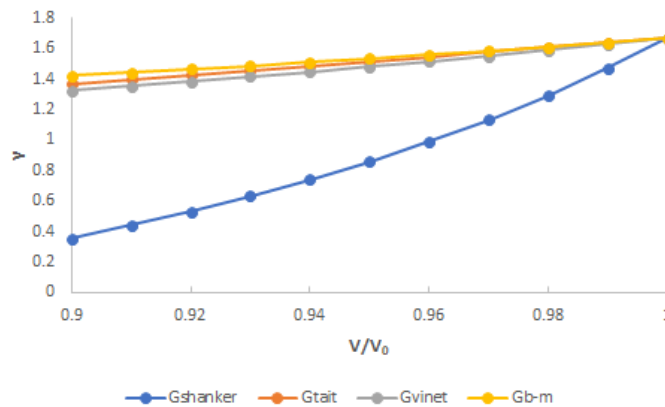


Figure 16:  $\gamma$  Vs  $V/V_0$  Curve for CeO.

The variation of Gruneisen parameter ( $\gamma$ ) Vs  $V/V_0$  curve (16) (Figure 16) shows that the three equation of states's viz Vinet EOS, Birch-Murnaghan EOS and Tait EOS corresponds well at compression range 0.99 i.e at low compressions further with increasing compression from 0.99 to 0.96 the two EOS viz Birch-Murnaghan EOS and Tait EOS corresponds well in comparison to Vinet EOS and Shanker EOS. Beyond  $V/V_0=0.96$  Tait EOS deviates with Birch-Murnaghan EOS further on critical analysis curve its shows that for calculating Gruneisen parameter( $\gamma$ ) with  $V/V_0$  the calculated value Gruneisen parameter( $\gamma$ ) at different compression is almost constant when it is calculated by using Birch-Murnaghan EOS, the above fact also verifies the work done by Pandey et al. Hence the above discussion shows that Birch-Murnaghan EOS is best for calculating Gruneisen parameter( $\gamma$ ) at different compression as compare to Tait, Vinet, Shanker equation of state correspond least both at high as well as low compression region.

## CONCLUSION

The overall discussion leads to result that all values obtained from all the four EOSs Shanker EOS, Tait EOS, Vinet EOS and Brich-Murnaghan EOS. Similar so we can conclude that all these EOS are useful to calculate pressure for chalcogenides. Further for bulk modulus Shanker EOS deviated at high pressure, so Shanker EOS is less useful to calculate bulk modulus at high pressure for chalcogenides.

Brich-Murnaghan and Tait EOS are overlap with each other even at high pressure but the two EOS highly deviate from each other. So Brich-Murnaghan and Tait are best EOS to explain first pressure derivative of Bulk modulus for CeS.

Brich-Murnaghan, Vinet and Tait EOS are overlap with each other at point 0.97, even at high pressure but the Vinet EOS slightly deviate from other, and Shanker EOS highly deviated from other three EOSs. So Brich-Murnaghan and Tait are best EOSs to explain. First pressure derivative of Bulk modulus for CeSe.

Brich-Murnaghan, Vinet and Tait EOS are overlap with each other at point 0.99, even at high pressure but the two EOSs Vinet, Brich-Murnaghan slightly deviate from Tait EOS, and Shanker EOS highly deviated from other three EOSs. So Tait is best EOS to explain. First pressure derivative of Bulk modulus for CeTe.

Brich-Murnaghan, Vinet and Tait EOS are overlap with each other at point 0.95, even at high pressure but the two equation of states Vinet and Tait EOSs slightly deviate from each other, and Shanker EOS highly deviated from another three EOS. So Brich-Murnaghan is best EOS to explain. First pressure derivative of Bulk modulus for CeO.

From Gruneisen parameter ( $\gamma$ ), Vinet EOS gives best result among all four because the graph of Gruneisen parameter is straight line and slope is minimum for CeS.

Brich-Murnaghan EOS gives best result among all four because the graph of Gruneisen parameter is straight line and slope is minimum for CeSe. Tait EOS gives best result among all four because the graph of Gruneisen parameter is straight line and slope is minimum for CeTe.

Brich-Murnaghan EOS gives best result among all four because the graph of Gruneisen parameter is straight line and slope is minimum for CeO.

#### REFERENCES

- [1] Kholiya K, Chandraand J, Verma S. The Scientific World Journal. **2014**, 289353: p. 5.
- [2] Boehler R. Phy Rev B. **1983**, 11: p. 6754.
- [3] Leger JM. Physica B **1993**, 190: p. 84-91.
- [4] Vocadlo L, Poirer JP, Price GD. American Mineralogist. **2000**, 85.
- [5] Ahmad JF, Alkammash IY. Journal of the Association of Arab Universities for Basic Applied Sciences. **2012**, 12: p. 17-22.
- [6] Tripathi P, Misra G, Goyal SC. Solid State Commun. **2006**, 139: p. 132-137.
- [7] Sushil K, Arunesh K, Singh PK, et al., Physica B. **2004**, 352: p. 134-146.
- [8] Kholiya K. Indian Journal of Physics. **2013**, 87: p. 339-343..
- [9] Siham J, AL-Faris, Raed H, et al., Int J Thermodynamics. **2022**, p. 1-6.
- [10] Pandey AK, Rai HK, Pandey BK, et al., Int J Materials Science. **2017**, 12: p. 1.
- [11] Brijesh KP, Anjani KP, Abhay PS, et al., Der Pharmacia Lettre. **2015**, 7(1): p. 113-117
- [12] Anjani KP, Brijesh KP. J CONDENSED MATTER. **2011**, 13: p.12-23.
- [13] PandeyA BK. Pandey K, Singh CK. Int J Modern Physics: Conference Series. **2013**, 22: p. 24-27.
- [14] Anjani KP, Harendra KR. **2014**, 4: p. 195-201.
- [15] Jalal SK, Al-Sheikh AM, Al-Saqa RH. Iran J Sci Technol Trans Sci. **2001**, 45: p. 391-396.
- [16] SKJalal. International Journal of Thermodynamics. **2020**, 23,,p, 245-250,
- [17] Angel RJ, Miozzi F, Alvaro M. Minerals. **2019**, 9: p. 562.
- [18] AL-Saqa RH, AL-Taie SJ. J Siberian Federal University. Mathematics & Physics. **2019**, 12: p. 371-378.
- [19] M.AL-sheikh A, AL-Saqa RH. Global Proceedings Repository, American Research Foundation.
- [20] Stacey FD. Geophysical J Int. **2000**, 143: p. 621-628.
- [21] Stacey FD. Physics of the Earth and Planetary Interiors. **2001**, 128: p. 179-193.
- [22] Stacey FD, Davis PM. Physics of the Earth and Planetary Interiors. **2004**, 142: p. 137-184.